

Nerve Muscle Assembly

Nerve Muscle assembly is useful in conducting following experiments in teaching physiology:

- To record a single muscle twitch in the gastronemius nerve-muscle preparation of frog.
- To record the tracings for demonstrating the treppe or staircase phenomenon using nerve muscle preparation of frog.
- To record the tracings for demonstrating the genesis of Tetanus in the nerve muscle preparation of frog.
- Recording of tracings to ascertain the seat of fatigue in a gastronomies nerve muscle preparation of frog.



NERVE MUSCLE ASSEMBLY





Model - NERM-01

Accessories	Quantity
Universal Kymograph (speeds 0.12, 0.25, 1.25, 2.5, 12.5, 25, 320, 640 mm/sec) with inbuilt Stimulator, model UKS-01	01 No
Muscle & Heart Bath with pair of electrode, lever assembly, pin & ink marker, model MHB 01	01 set
Hook and weight set, set of 11g	01 set
Hook and weight set, set of 110g	01 set
Time marker	01 set
Mariotte bottle and stand	01 set
Kymograph paper	01 pkt
Dissection box	01 No
Dissection tray	01 No
Pithing needle	01 No
Muscle clip	01 No.
Connecting wire	Adequate

Note: Orchid's continuing product development makes specifications subject to change without prior notification.



Orchid Scientific & Innovative India Pvt. Ltd.

-  B-59, M.I.D.C., Ambad, Nashik - 422010, India.
-  +91253-2387600, 2972525
-  office@orchidscientific.com, exports@orchidscientific.com
-  www.orchidscientific.com

